

The Air Force in Facts and Figures

■ 2016 USAF Almanac

Structure of the Force

How the Air Force Is Organized

This overview describes the Air Force's primary organizational structures and its Air and Space Expeditionary Force.

The **Department of Defense** is a Cabinet agency headed by the Secretary of Defense. It comprises three military departments—Air Force, Army, and Navy—each with a civilian Secretary.

The **Joint Chiefs of Staff (JCS)** constitute DOD's corporate military leadership. The Chairman and vice chairman serve full time in their positions, while the service chiefs also serve as the military heads of their respective services.

The Secretary of the Air Force (SECAF) heads the **Department of the Air Force**. Supporting the SECAF are the Secretariat staff and the Chief of Staff of the Air Force (CSAF), who oversees the Air Staff. The heads of the major commands report to the CSAF.

Most Air Force units fall under a **major command** (majcom), which has broad functional responsibilities. Majcoms are

organized under a unit-oriented scheme, with one or more **numbered air forces**, or a major non-unit scheme, with one or more centers.

The predominant command entity within USAF is the **wing**. A standard wing contains four groups: **operations** (operates primary mission equipment and includes such functions as intelligence), **maintenance** (provides weapon system maintenance), **mission support** (provides base support and services, including civil engineer, logistics readiness, and security forces), and **medical**.

Squadrons form the basic organizational building blocks within a wing, generally working under one of the four groups to provide either mission or functional support. Squadrons may comprise several **flights**.

The Air Force organization also includes **field operating agencies** (FOAs) and **direct reporting units** (DRUs).

To relieve chronic optempo problems stemming from back-to-back operations,

the Air Force developed an expeditionary concept called the **Air and Space Expeditionary Force** (AEF). The term AEF also refers to a basic organizational unit.

USAF grouped its power projection and support forces into 10 AEF "buckets of capability" operating in five pairs.

In November 2011, USAF announced plans to change to a construct dubbed **AEF Next**. The Air Force deployed the first team of Agile Combat Support Airmen under this redesign in October 2014. Under the new construct, installations deploy larger numbers of airmen from the same unit in order to present a consistent Air Force capacity. The revised construct establishes an 18-month battle rhythm where an airman may deploy for six months followed by 12 months at home station. This allows wings to more effectively posture their forces to meet global mission requirements as well as continue home station training. ✪

Current Air Force Leaders

Date in Position

Secretary of the Air Force

Deborah Lee James

Dec. 20, 2013

Air Force Chief of Staff

Gen. Mark A. Welsh III

Aug. 10, 2012

Chief Master Sergeant of the Air Force

CMSAF James A. Cody

Jan. 24, 2013

USAF Total Force

(As of Sept. 30, 2015)

	FY07	FY08	FY09	FY10	FY11	FY12	FY13	FY14	FY15	Estimate FY16
Air Force Active Duty										
Officers	65,722	64,805	65,496	66,201	65,487	64,932	64,806	62,349	61,004	61,690
Enlisted	263,372	258,092	263,351	263,437	263,542	263,964	261,976	250,104	246,322	251,310
Cadets	4,401	4,482	4,561	4,558	4,341	4,022	3,912	3,879	4,031	4,000
Total Air Force Active Duty	333,495	327,379	333,408	334,196	333,370	332,918	330,694	316,332	311,357	317,000
Civilian personnel										
Direct hire (excluding technicians)	125,636	124,698	123,106	134,183	145,407	142,047	141,496	129,120	129,985	134,146
ANG technicians	22,409	22,353	22,391	22,657	22,139	22,859	22,568	22,225	23,448	22,290
AFRC technicians	9,127	8,857	9,147	10,068	9,397	10,366	9,277	10,429	8,501	9,904
Total direct hire	157,172	155,908	154,644	166,908	176,943	175,272	173,341	161,774	161,934	166,340
Indirect hire	6,212	6,515	6,346	6,564	6,776	6,714	6,501	4,823	4,090	4,679
Total civilian personnel	163,384	162,423	160,990	173,472	183,719	181,986	179,842	166,597	166,024	171,019
Air National Guard										
Selected Reserve Officers	13,992	14,115	14,326	14,389	14,418	14,598	14,731	15,024	15,084	14,593
Selected Reserve Enlisted	92,162	93,564	94,870	93,287	91,267	90,791	90,977	91,356	90,644	90,907
Total ANG	106,154	107,679	109,196	107,676	105,685	105,389	105,708	106,380	105,728	105,500
Air Force Reserve Command										
Selected Reserve Officers	16,199	15,169	14,753	14,560	14,535	14,303	14,060	13,817	13,937	14,896
Selected Reserve Enlisted	54,083	52,396	53,233	55,559	56,786	57,125	56,853	55,967	54,557	54,304
Total AFRC Selected Reserve	70,282	67,565	67,986	70,119	71,321	71,428	70,913	69,784	68,494	69,200
Individual Ready Reserve Officers	13,018	13,633	12,833	11,692	11,692	11,222	11,222	11,222	7,302	7,492
IRR Enlisted	36,831	35,668	30,349	28,863	28,863	24,271	24,271	24,271	29,449	29,359
Total AFRC IRR	49,849	49,301	43,182	40,555	40,555	35,493	35,493	35,493	36,751	36,851
Total AFRC	120,131	116,866	111,168	110,674	111,876	106,921	106,406	105,277	105,245	106,051
Total Ready Reserve	226,285	224,545	220,364	218,350	217,561	212,310	212,114	211,657	210,973	211,551

Armed Forces Manpower Trends, End Strength (in Thousands)

(As of Sept. 30, 2015)

	FY07	FY08	FY09	FY10	FY11	FY12	FY13	FY14	FY15	Estimate FY16
Active Duty military										
Air Force	334	327	333	334	333	333	331	316	311	317
Army	522	544	553	566	566	550	532	508	491	475
Marine Corps	187	199	203	202	201	198	196	188	184	182
Navy	338	332	329	328	325	318	324	326	328	327
Total	1,381	1,402	1,418	1,430	1,425	1,399	1,383	1,338	1,314	1,301
Guard and Reserve (selected reserve)										
Air National Guard	106	108	109	108	107	105	106	106	106	106
AFRC	71	68	68	70	71	71	71	70	68	69
Army National Guard	353	360	358	362	358	358	358	354	350	342
Army Reserve	190	197	205	205	205	201	198	195	199	198
Marine Corps Reserve	39	38	39	39	40	40	40	40	39	39
Naval Reserve	70	68	67	65	66	65	62	59	57	57
Total	829	839	846	849	847	840	835	824	819	811
Direct-hire civilian (full-time equivalents)										
Air Force	157	156	155	167	177	175	173	162	162	166
Army	221	230	247	260	269	250	242	195	194	190
Navy/Marine Corps	176	178	186	195	201	201	197	182	186	191
Defense agencies	105	108	115	120	125	133	127	185	183	191
Total	659	672	703	742	772	759	739	724	725	738

Active Duty Airmen by Rank

(As of Sept. 30, 2015)

Rank	Men	Women	Total
Officers			
General	11	2	13
Lieutenant General	39	2	41
Major General	87	10	97
Brigadier General	140	5	145
Colonel	2,779	440	3,219
Lieutenant Colonel	7,977	1,395	9,372
Major	10,321	2,395	12,716
Captain	16,711	4,737	21,448
First Lieutenant	5,607	1,822	7,429
Second Lieutenant	4,965	1,559	6,524
Total	48,637	12,367	61,004
Enlisted			
CMSAF	1	0	1
Chief Master Sergeant	2,107	331	2,438
Senior Master Sergeant	3,943	972	4,915
Master Sergeant	19,220	4,598	23,818
Technical Sergeant	31,206	7,648	38,854
Staff Sergeant	48,600	11,351	59,951
Senior Airman	51,370	11,089	62,459
Airman First Class	33,286	7,887	41,173
Airman	3,839	918	4,757
Airman Basic	6,461	1,495	7,956
Total	200,033	46,289	246,322
Academy Cadets	3,079	952	4,031
Total Personnel	251,749	59,608	311,357



Security forces airmen with the 106th Rescue Wing take part in night-firing training.

ANG photo by SSgt. Christopher S. Muncy

Number and Percentage of Active Duty Airmen by Gender

(As of Sept. 30, 2015)

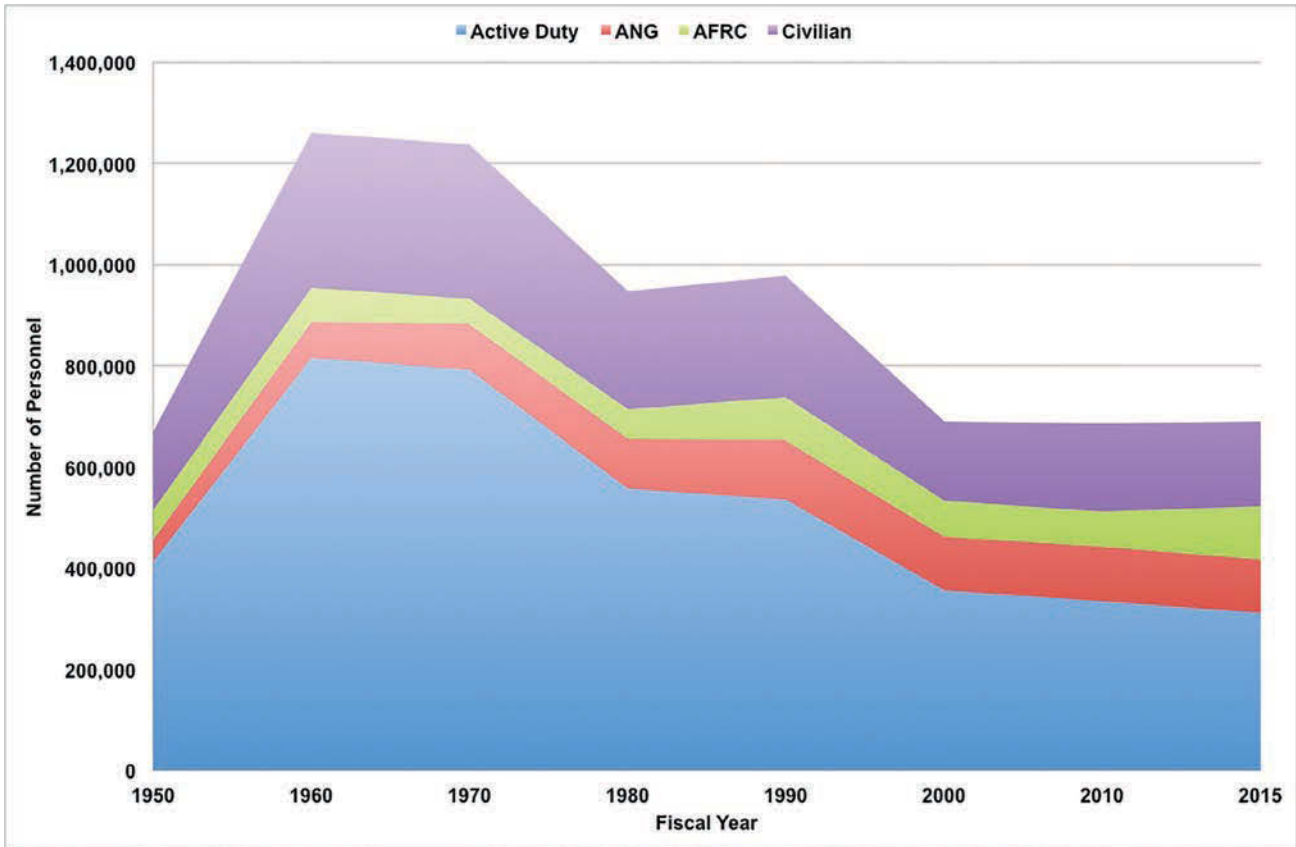
	1950	1960	1970	1980	1990	2000	2010	2015
Officers								
Male	55,474	126,014	125,136	89,156	86,714	57,204	53,838	48,637
Percentage	97.3%	97.2%	96.4%	91.3%	86.7%	82.9%	81.3%	79.7%
Female	1,532	3,675	4,667	8,493	13,331	11,819	12,363	12,367
Percentage	2.7%	2.8%	3.6%	8.7%	13.3%	17.1%	18.7%	20.3%
Total Officers	57,006	129,689	129,803	97,649	100,045	69,023	66,201	61,004
Enlisted								
Male	350,489	679,412	652,559	399,517	374,385	231,620	212,491	200,033
Percentage	98.9%	99.2%	98.6%	86.8%	86.0%	80.8%	80.7%	81.2%
Female	3,782	5,651	8,987	60,803	60,803	55,011	50,946	46,289
Percentage	1.1%	0.8%	1.4%	13.2%	14.0%	19.2%	19.3%	18.8%
Total Enlisted	354,271	685,063	661,546	460,320	435,188	286,631	263,437	246,322
Cadets								
Male	0	1,949	4,144	3,907	3,817	3,617	3,592	3,079
Percentage	0.0%	100.0%	100.0%	88.6%	87.3%	84.6%	78.8%	76.4%
Female	0	0	0	504	553	658	966	952
Percentage	0.0%	0.0%	0.0%	11.4%	12.7%	15.4%	21.2%	23.6%
Total Cadets	0	1,949	4,144	4,411	4,370	4,275	4,558	4,031

Active Duty Airmen by Region

Regions	1950	1960	1970	1980	1990	2000	2010	2015
US and its territories	342,437	633,327	565,098	445,886	418,027	291,260	277,123	260,729
Europe	24,531	104,899	72,937	76,788	69,296	32,901	30,963	28,591
East Asia, Pacific	36,412	50,679	139,666	32,263	33,558	22,030	12,649	19,973
Africa, Mideast, S. Asia	1,491	11,160	608	674	376	8,972	891	601
Western Hemisphere	6,266	14,106	5,348	2,211	2,356	345	339	302
Other	140	581	7,692	147	11,620	146	12,231	1,161
Total	411,277	814,752	791,349	557,969	535,233	355,654	334,196	311,357

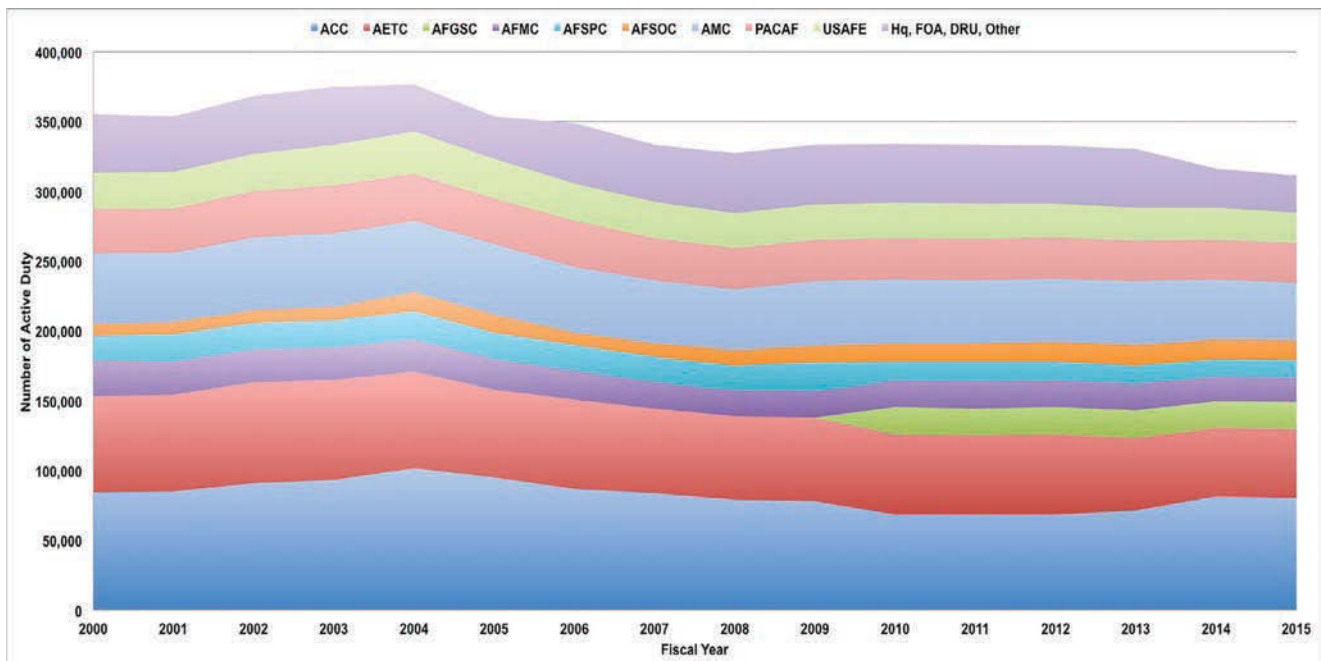
Note: These are permanently assigned airmen. Those deployed for operations in Afghanistan, Syria, and Iraq are included in US (transients) and Other totals.

Total Force Over Time



Note: Data for 1950 and 1960 as of June 30; data for other years as of Sept. 30. Sources: *Air Force Magazine's "USAF Almanac,"* various years; US Census Bureau, "Statistical Abstract of the United States"; "Department of Defense Selected Manpower Statistics," various years.

Active Duty Airmen by Active Duty Major Command



Note: Data for 1950 and 1960 as of June 30; data for other years as of Sept. 30.

Personnel Strength by Commands, FOAs, and DRUs

(As of Sept. 30, 2015)

	Military	Civilian	Total
Active Duty Major Commands			
Air Combat Command	80,004	11,658	91,662
Air Education and Training Command	49,591	14,079	63,670
Air Force Global Strike Command	19,642	2,439	22,081
Air Force Materiel Command	17,650	62,417	80,067
Air Force Space Command	12,581	7,243	19,824
Air Force Special Operations Command	14,118	1,619	15,737
Air Mobility Command	40,650	8,311	48,961
Pacific Air Forces	28,413	7,897	36,310
US Air Forces Europe-Air Forces Africa	22,293	4,918	27,211
Total Major Commands	284,942	120,581	405,523
Field Operating Agencies (FOAs)			
Air Force Agency for Modeling and Simulation	6	15	21
Air Force Audit Agency	0	570	570
Air Force Cost Analysis Agency	12	71	83
Air Force Flight Standards Agency	106	50	156
Air Force Historical Research Agency	0	38	38
Air Force Inspection Agency	87	22	109
Air Force Legal Operations Agency	524	241	765
Air Force Manpower Analysis Agency	144	143	287
Air Force Medical Operations Agency	186	177	363
Air Force Medical Support Agency	172	72	244
Air Force Mortuary Affairs Operations	19	32	51
Air Force Office of Special Investigations	1,519	859	2,378
Air Force Operations Group	41	2	43
Air Force Personnel Center	630	1,382	2,012
Air Force Petroleum Agency	26	63	89
Air Force Public Affairs Agency	234	34	268
Air Force Review Boards Agency	12	71	83
Air Force Safety Center	41	61	102
Air National Guard Readiness Center	57	763	820
Total FOAs	3,816	4,666	8,482
Direct Reporting Units (DRUs)			
Air Force District of Washington	3,537	958	4,495
Air Force Operational Test and Evaluation Center	327	233	560
US Air Force Academy	1,959	1,288	3,247
Total DRUs	5,823	2,479	8,302
Other			
HQ USAF	1,672	1,997	3,669
Other	11,073	32,211	43,284
Academy Cadets	4,031	0	4,031
Total Other	16,776	34,208	50,984
Total Strength	311,357	161,934*	473,291

Note: *Civilian total strength excludes 4,090 indirect hires.

Active Duty Personnel Strength

(As of Sept. 30, 2015)

Year	Number	Year	Number
1907	3	1973	691,182
1908	13	1974	643,970
1909	27	1975	612,751
1910	11	1976	585,416
1911	23	1977	570,695
1912	51	1978	569,712
1913	114	1979	559,455
1914	122	1980	557,969
1915	208	1981	570,302
1916	311	1982	582,845
1917	1,218	1983	592,044
1918	195,023	1984	597,125
1919	25,603	1985	601,515
1920	9,050	1986	608,199
1921	11,649	1987	607,035
1922	9,642	1988	576,446
1923	9,441	1989	570,880
1924	10,547	1990	535,233
1925	9,670	1991	510,432
1926	9,674	1992	470,315
1927	10,078	1993	444,351
1928	10,549	1994	426,327
1929	12,131	1995	400,409
1930	13,531	1996	389,001
1931	14,780	1997	377,385
1932	15,028	1998	367,470
1933	15,099	1999	360,590
1934	15,861	2000	355,654
1935	16,247	2001	353,571
1936	17,233	2002	368,251
1937	19,147	2003	375,062
1938	21,089	2004	376,616
1939	23,455	2005	353,696
1940	51,165	2006	348,953
1941	152,125	2007	333,495
1942	764,415	2008	327,379
1943	2,197,114	2009	333,408
1944	2,372,292	2010	334,196
1945	2,282,259	2011	333,370
1946	455,515	2012	332,918
1947	305,827	2013	330,694
1948	387,730	2014	316,332
1949	419,347	2015	311,357
1950	411,277	2016	317,000
1951	788,381		
1952	983,261		
1953	977,593		
1954	947,918		
1955	959,946		
1956	909,958		
1957	919,835		
1958	871,156		
1959	840,435		
1960	814,752		
1961	821,151		
1962	884,025		
1963	869,431		
1964	856,798		
1965	824,662		
1966	887,353		
1967	897,494		
1968	904,850		
1969	862,353		
1970	791,349		
1971	755,300		
1972	725,838		

Note: 2015 number is an estimate.



Air Force Academy graduation in 2010. In 2015, the academy had 4,031 cadets.

Budgets

2016 USAF Almanac

Terms Explained

Funding levels can be expressed in several ways. **Budget authority** is the value of new obligations that the federal government is authorized to incur. These include some obligations to be met in later years. Figures can also be expressed in **outlays** (actual expenditures, some of which are covered by amounts that were authorized in previous years).

Another difference concerns the value of money. When funding is in **current** or **then-year** dollars, no adjustment for inflation has taken place. This is the actual amount of dollars that has been or is to be spent, budgeted, or forecast. When funding is expressed in **constant dollars**, or **real dollars**, the effect of inflation has been factored out to make direct comparisons between budget years possible. A specific

year, often the present one, is chosen as a baseline for constant dollars.

Normally, Congress first authorizes payment, then appropriates it. **Authorization** is an act of Congress that establishes or continues a federal program or agency and sets forth guidelines to which it must adhere. **Appropriation** is an act of Congress that enables federal agencies to spend money for specific purposes.

Air Force Budget—A 10-Year Perspective

(Budget authority in millions of current and constant FY17 dollars; excludes war funding.)

Current dollars	FY07	FY08	FY09	FY10	FY11	FY12	FY13	FY14	FY15	FY16
Military personnel	\$30,163	\$30,677	\$31,847	\$33,614	\$34,235	\$35,131	\$34,704	\$35,103	\$33,617	\$33,892
O&M	38,584	40,957	44,353	42,267	45,820	47,007	42,550	43,196	44,596	44,111
Procurement	31,490	35,136	35,938	35,830	36,277	36,020	30,341	31,259	33,914	41,003
RDT&E	24,342	26,261	26,305	27,700	26,982	26,113	22,766	23,655	23,568	24,476
Milcon	2,285	2,507	2,591	2,317	1,416	1,468	482	1,291	1,045	1,649
Housing	1,900	1,001	990	569	591	490	520	465	328	492
Revolving Funds	44	60	61	64	67	65	45	150	67	63
Total	\$128,807	\$136,600	\$142,086	\$142,360	\$145,386	\$146,295	\$131,408	\$135,120	\$137,134	\$145,685

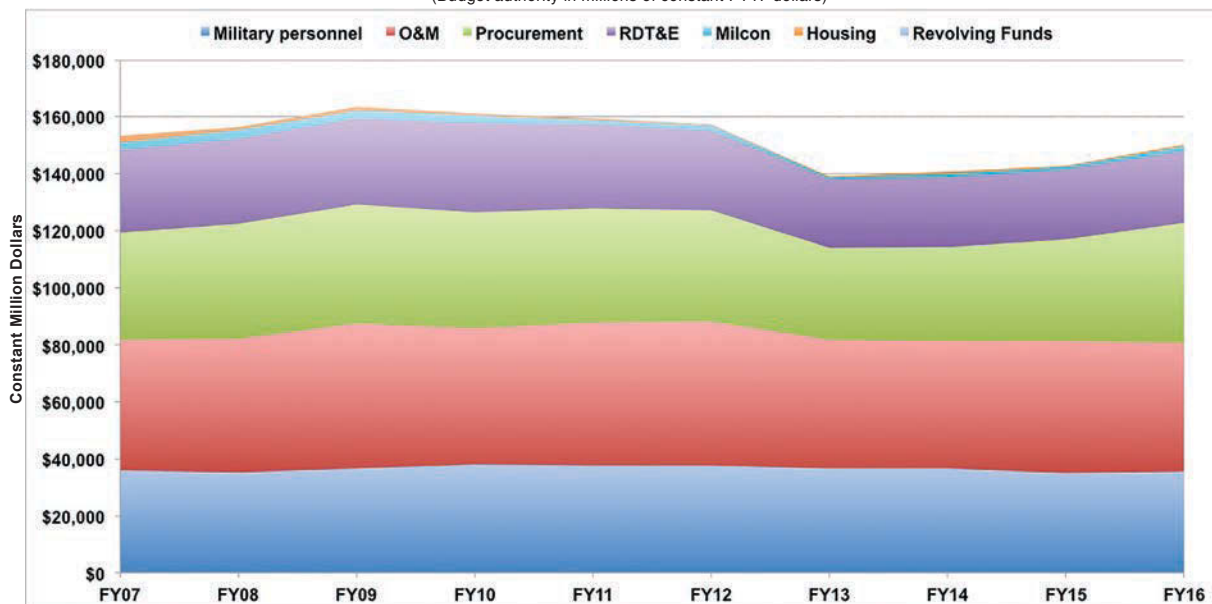
Constant Dollars	FY07	FY08	FY09	FY10	FY11	FY12	FY13	FY14	FY15	FY16
Military personnel	\$35,888	\$35,163	\$36,651	\$38,075	\$37,576	\$37,766	\$36,756	\$36,593	\$35,009	\$34,705
O&M	45,907	46,946	51,043	47,876	50,292	50,533	45,066	45,030	46,443	45,170
Procurement	37,467	40,274	41,359	40,585	39,817	38,722	32,135	32,586	35,318	41,987
RDT&E	28,962	30,101	30,273	31,376	29,615	28,072	24,112	24,659	24,544	25,063
Milcon	2,719	2,874	2,982	2,624	1,554	1,578	510	1,346	1,088	1,688
Housing	2,261	1,147	1,139	645	649	527	551	485	342	504
Revolving Funds	52	69	70	72	74	70	48	156	70	65
Total	\$153,253	\$156,576	\$163,518	\$161,253	\$159,574	\$157,269	\$139,178	\$140,856	\$142,812	\$149,181

% Change	FY07	FY08	FY09	FY10	FY11	FY12	FY13	FY14	FY15	FY16
Military personnel	-0.7%	-2.0%	4.2%	3.9%	-1.3%	0.5%	-2.7%	-0.4%	-4.3%	-0.9%
O&M	-1.3%	2.3%	8.7%	-6.2%	5.0%	0.5%	-10.8%	-0.1%	3.1%	-2.7%
Procurement	-8.8%	7.5%	2.7%	-1.9%	-1.9%	-2.8%	-17.0%	1.4%	8.4%	18.9%
RDT&E	8.6%	3.9%	0.6%	3.6%	-5.6%	-5.2%	-14.1%	2.3%	-0.5%	2.1%
Milcon	13.2%	5.7%	3.8%	-12%	-40.8%	1.5%	-67.7%	163.9%	-19.2%	55.1%
Housing	5.0%	-49.3%	-0.7%	-43.4%	0.6%	-18.8%	4.6%	-12.0%	-29.5%	47.4%
Revolving Funds	-79.9%	32.7%	1.4%	2.9%	2.8%	-5.4%	-31.4%	225.0%	-55.1%	-7.1%
Total	-1.3%	2.2%	4.4%	-1.4%	-1.0%	-1.4%	-11.5%	1.2%	1.4%	4.5%

Numbers do not add due to rounding.

10-Year Spending Trend by Category

(Budget authority in millions of constant FY17 dollars)



Defense Budget Authority

(\$ billions)

	Actual 2015	Enacted 2016	Planned 2017	2018	2019	2020	2021
No War Costs, Current Dollars	\$497.3	\$521.7	\$523.9	\$556.7	\$564.8	\$570.4	\$585.2
No War Costs, Constant FY 2017 Dollars	\$517.9	\$534.2	\$523.9	\$543.3	\$538.0	\$530.3	\$531.0
With War Costs, Current Dollars	\$560.4	\$580.3	\$582.7	\$615.5*	\$623.6*	\$629.2*	\$644.0*
With War Costs, Constant FY 2017 Dollars	\$583.6	\$594.2	\$582.7	\$600.7*	\$594.0*	\$585.0*	\$584.4*

*Includes placeholder value of \$58.8 billion in war funding.

Defense Outlays

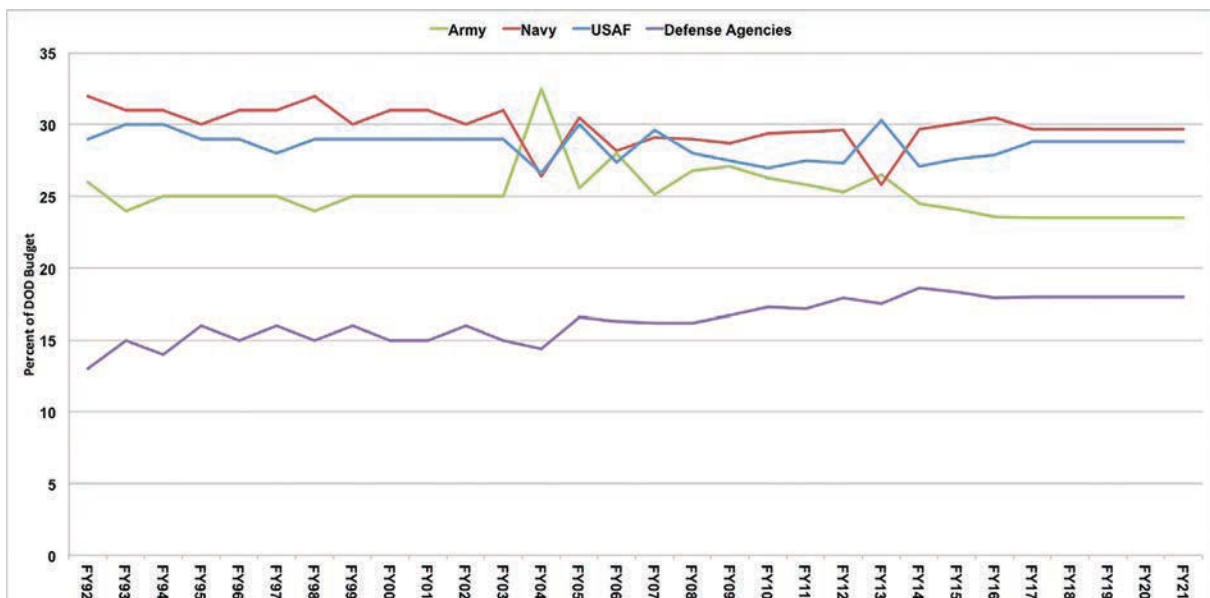
(\$ billions)

	2015	2016	Planned 2017	2018	2019	2020	2021
Current Dollars	\$562.5	\$576.3	\$586.8	\$568.6	\$569.9	\$575.3	\$582.0
Constant FY 2017 Dollars	\$585.8	\$590.2	\$586.8	\$555.0	\$542.9	\$534.8	\$528.1

Service and Agency Shares of Base DOD Budget

(Budget authority in billions of constant FY17 dollars)

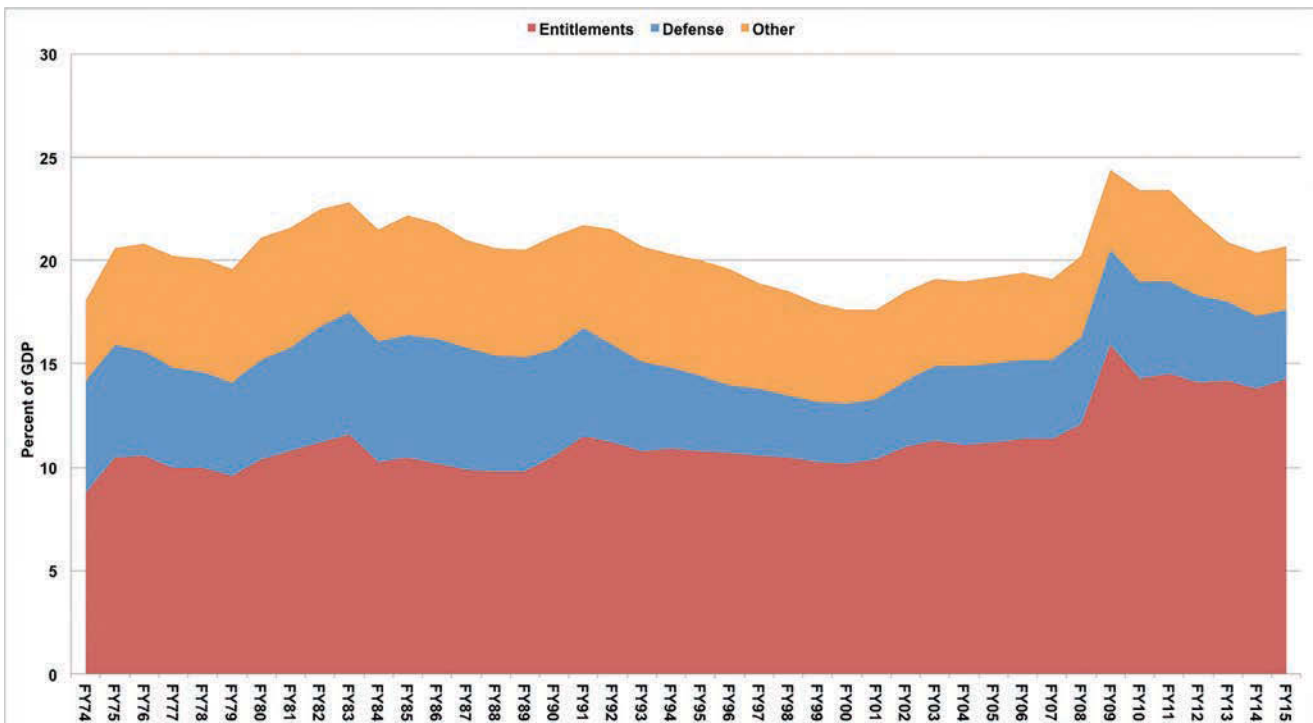
	2015	2016	Planned 2017	2018	2019	2020	2021
Dollars							
Air Force	\$142.8	\$149.2	\$151.1	\$156.7	\$155.1	\$152.9	\$153.1
Army	125.0	126.2	123.0	127.6	126.3	124.5	124.7
Navy/Marine Corps	155.6	163.2	155.4	161.1	159.6	157.3	157.5
Defense Agencies	94.5	95.6	94.5	98.0	97.0	95.6	95.7
Total	\$517.9	\$534.2	\$523.9	\$543.3	\$538.0	\$530.3	\$531.0
Percentages							
Air Force	27.6%	27.9%	28.8%	28.8%	28.8%	28.8%	28.8%
Army	24.1%	23.6%	23.5%	23.5%	23.5%	23.5%	23.5%
Navy/Marine Corps	30.0%	30.5%	29.7%	29.7%	29.7%	29.7%	29.7%
Defense Agencies	18.2%	17.9%	18.0%	18.0%	18.0%	18.0%	18.0%
Note: USAF shares above include non-Blue funding. Outyears estimates based on FY17 shares.							
USAF's Blue-only share							
Dollars	\$113.2	\$121.9	\$120.4	Note: USAF budget includes Blue dollars, money for programs actually managed by USAF, and non-Blue dollars, money (such as some intelligence and space-related funding) USAF does not manage but that passes through USAF accounts.			
Percentages	21.9%	22.8%	23%				



Federal Budget Outlay Categories

Percentages of GDP

Year	Total Outlays	Deficit/Surplus	Entitlements	Defense	Year	Total Outlays	Deficit/Surplus	Entitlements	Defense
1974	18.1	0.5	8.8	5.4	1995	20.0	3.0	10.8	3.6
1975	20.6	3.4	10.5	5.4	1996	19.6	2.2	10.7	3.3
1976	20.8	3.9	10.6	5.0	1997	18.9	1.2	10.6	3.2
1977	20.2	2.5	10.0	4.8	1998	18.5	0.3	10.5	3.0
1978	20.1	2.4	10.0	4.6	1999	17.9	0.0	10.3	2.9
1979	19.6	1.5	9.6	4.5	2000	17.6	0.9	10.2	2.9
1980	21.1	2.6	10.4	4.8	2001	17.6	0.3	10.4	2.9
1981	21.6	2.4	10.8	5.0	2002	18.5	2.9	11.0	3.2
1982	22.5	3.6	11.2	5.6	2003	19.1	4.8	11.3	3.6
1983	22.8	5.9	11.6	5.9	2004	19.0	4.7	11.1	3.8
1984	21.5	4.7	10.3	5.8	2005	19.2	3.8	11.2	3.8
1985	22.2	5.2	10.5	5.9	2006	19.4	3.2	11.4	3.8
1986	21.8	5.2	10.2	6.0	2007	19.1	2.4	11.4	3.8
1987	21.0	3.5	9.9	5.9	2008	20.2	4.4	12.1	4.2
1988	20.6	3.7	9.8	5.6	2009	24.4	10.8	15.9	4.6
1989	20.5	3.7	9.8	5.5	2010	23.4	9.3	14.3	4.7
1990	21.2	4.7	10.6	5.1	2011	23.4	8.9	14.5	4.5
1991	21.7	5.3	11.5	5.2	2012	22.1	7.2	14.1	4.2
1992	21.5	5.3	11.2	4.7	2013	20.9	4.4	14.2	3.8
1993	20.7	4.4	10.8	4.3	2014	20.4	3.0	13.8	3.5
1994	20.3	3.6	10.9	3.9	2015	20.7	2.6	14.3	3.3



Source: *The Budget and Economic Outlook: 2016 to 2026*, Congressional Budget Office, January 2016.

Where To Find Budget Data

Congressional Budget Office

<http://www.cbo.gov>

■ Topics>>Budget

Defense Department Comptroller

<http://comptroller.defense.gov>

■ Budget materials by fiscal year

■ Links to budget pages for each service

Office of Management and Budget

<http://www.whitehouse.gov/omb/>

■ The Budget (current fiscal year, including appendices and historical tables)

■ Links to past budgets (via GPO Access)

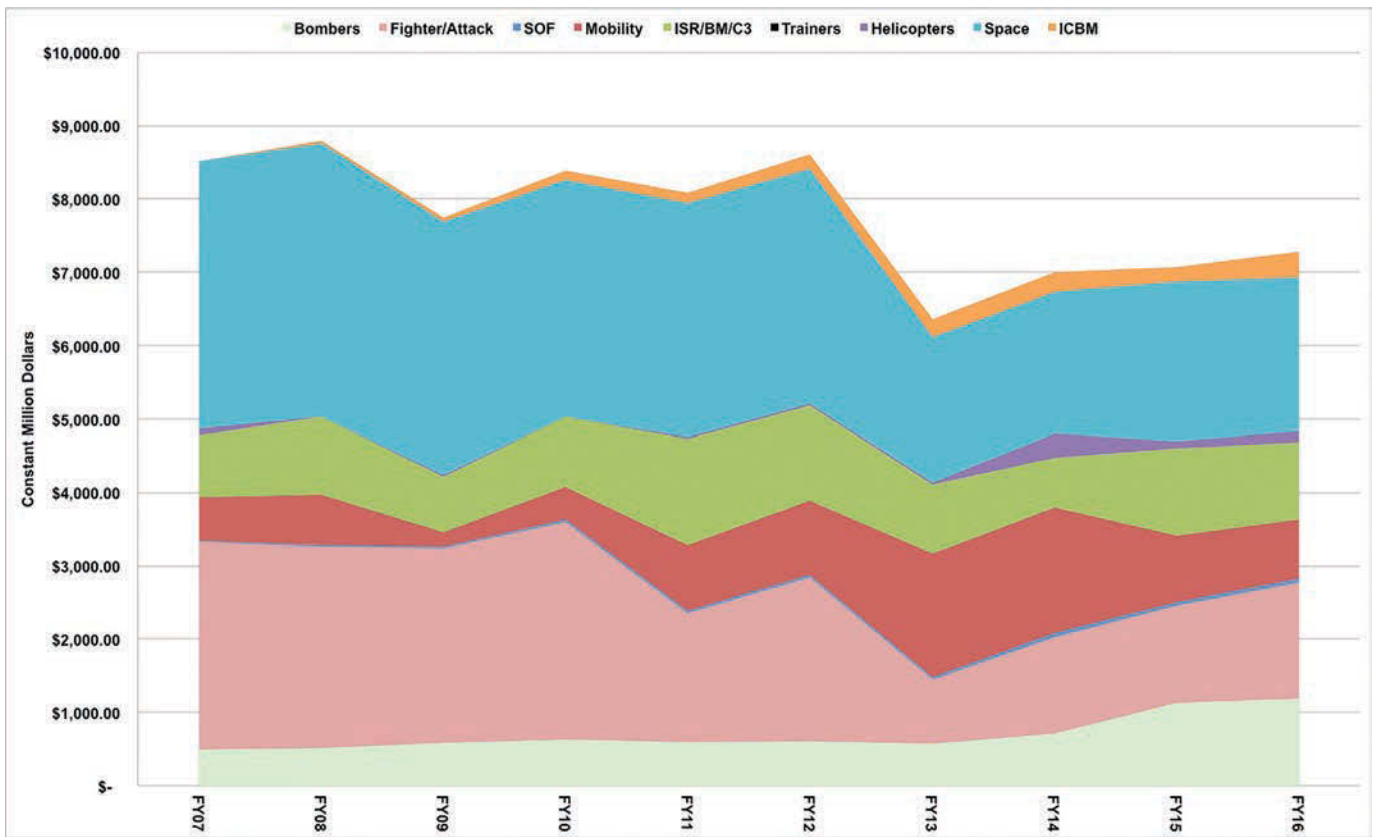
Government Printing Office (GPO) Access to Budget

<http://www.gpo.gov/fdsys/browse/collectionGPO.action?collectionCode=BUDGET>

■ Current and historical budget documents through Clinton Administration

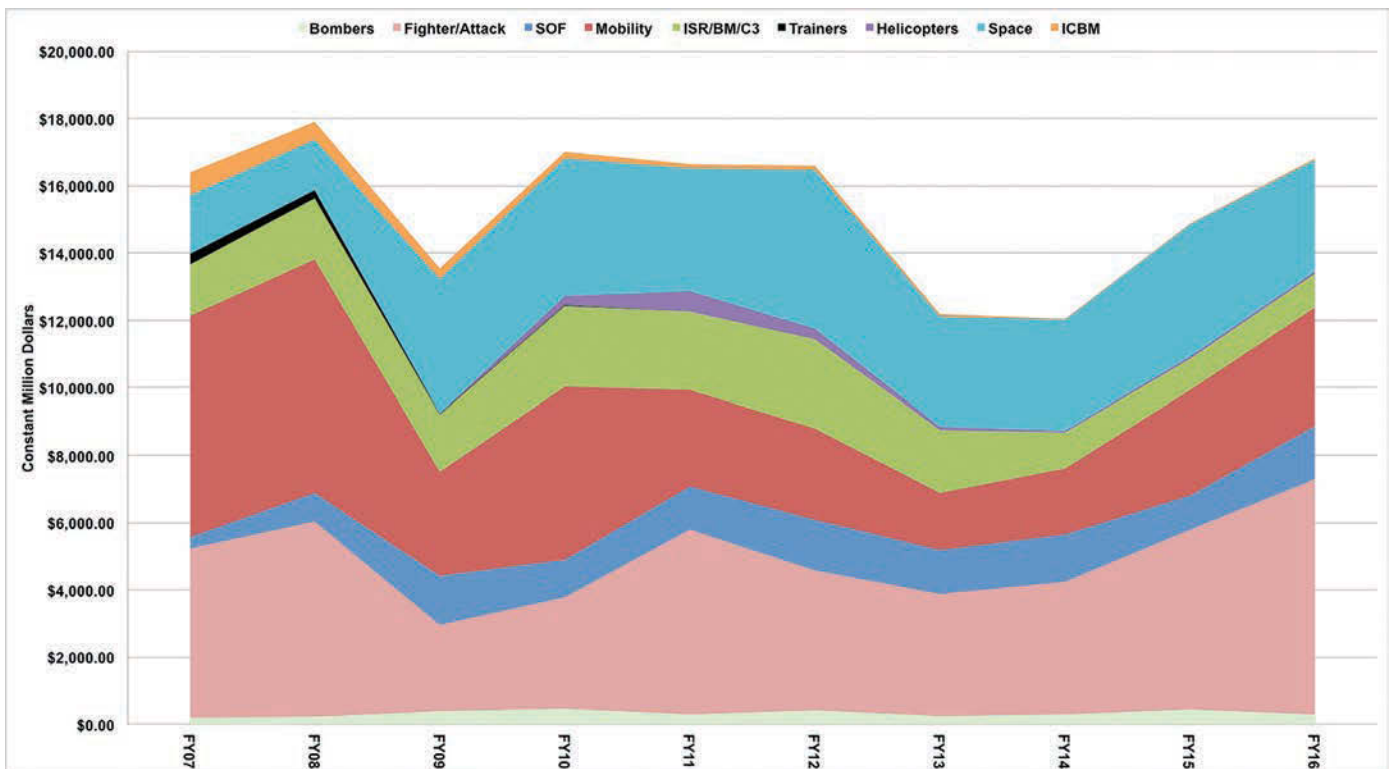
10 Years of RDT&E Funding for USAF Major Programs by Category

(Based on current million dollars)



10 Years of Procurement Funding for USAF Major Programs by Category

(Based on current million dollars)



Equipment

2016 USAF Almanac

Aircraft Total Active Inventory (TAI)

(As of Sept. 30, 2015)

	Active	ANG	AFRC	Total Force		Active	ANG	AFRC	Total Force
Bomber					Tanker				
B-1B	62	0	0	62	HC-130J	14	0	0	14
B-2A	20	0	0	20	HC-130N	2	6	1	9
B-52H	58	0	18	76	HC-130P	5	3	5	13
Total	140	0	18	158	KC-10A	59	0	0	59
Fighter/Attack					Transport				
A-10C	143	85	55	283	KC-135R	127	151	62	340
F-15C	87	147	0	234	KC-135T	32	24	0	56
F-15D	10	24	0	34	Total	239	184	68	491
F-15E	275	0	0	275	Trainer				
F-16C	460	291	54	805	C-5A	0	0	7	7
F-16D	110	44	2	156	C-5B	3	0	14	17
F-22A	167	20	0	187	C-5C	1	0	0	1
F-35A	60	0	0	60	C-5M	30	0	0	30
Total	1,312	611	111	2,034	C-12C	16	0	0	16
Special Operations Forces					C-12D	6	0	0	6
AC-130H	2	0	0	2	C-12F	2	0	0	2
AC-130J	2	0	0	2	C-12J	4	0	0	4
AC-130U	17	0	0	17	C-17A	170	34	18	222
AC-130W	12	0	0	12	C-20B	3	0	0	3
CV-22B	43	0	0	43	C-20H	2	0	0	2
MC-130H	20	0	0	20	C-21A	25	2	0	27
MC-130J	33	0	0	33	C-32A	4	0	0	4
MC-130P	15	4	0	19	C-32B	0	2	0	2
Total	144	4	0	148	C-37A	9	0	0	9
ISR/BM/C3					C-37B	3	0	0	3
E-3B	19	0	0	19	C-40B	4	0	0	4
E-3C	4	0	0	4	C-40C	0	3	4	7
E-3G	5	0	0	5	C-130H	18	140	86	244
E-4B	4	0	0	4	C-130J	79	16	10	105
TE-8A	0	1	0	1	LC-130H	0	10	0	10
E-8C	0	16	0	16	VC-25A	2	0	0	2
E-9A	2	0	0	2	Total	381	207	139	727
E-11A	4	0	0	4	Helicopter				
EC-130H	14	0	0	14	HH-60G	64	17	15	96
EC-130J	0	7	0	7	HH-60U	3	0	0	3
MC-12W	31	0	0	31	TH-1H	28	0	0	28
MQ-1B	105	34	0	139	UH-1N	62	0	0	62
MQ-9A	151	14	0	165	Total	157	17	15	189
NC-135W	1	0	0	1	Trainer				
OC-135B	2	0	0	2	T-1A	178	0	0	178
RC-26B	0	11	0	11	T-6A	445	0	0	445
RC-135S	3	0	0	3	T-38A	54	0	0	54
RC-135U	2	0	0	2	AT-38B	6	0	0	6
RC-135V	8	0	0	8	T-38C	446	0	0	446
RC-135W	11	0	0	11	T-41D	4	0	0	4
RQ-4B	33	0	0	33	T-51A	3	0	0	3
TC-130H	1	0	0	1	T-53A	24	0	0	24
TC-135W	3	0	0	3	UV-18B	3	0	0	3
TU-2S	5	0	0	5	Gliders	24	0	0	24
U-2S	27	0	0	27	Total	1,187	0	0	1,187
WC-130H	0	8	0	8	Grand Total				
WC-130J	0	0	10	10	3,997	1,114	361	5,472	
WC-135C	1	0	0	1					
WC-135W	1	0	0	1					
Total	437	91	10	538					

Total active inventory (TAI): aircraft assigned to operating forces for mission, training, test, or maintenance. Includes primary, backup, and attrition reserve aircraft.

Total Number of Aircraft in Service Over Time

(As of Sept. 30, 2015)

Type of Aircraft—Active	FY06	FY07	FY08	FY09	FY10	FY11	FY12	FY13	FY14	FY15
Bomber	172	173	153	154	150	144	144	141	141	140
Fighter/Attack	1,619	1,552	1,496	1,468	1,256	1,287	1,289	1,287	1,273	1,312
Special Ops Forces	103	100	94	89	98	105	117	122	124	144
ISR/BM/C3	137	266	292	320	362	381	413	394	444	437
Tanker	278	277	262	260	263	247	246	243	244	239
Transport	529	454	449	452	458	429	425	413	410	381
Helicopter	160	160	170	159	160	151	170	138	137	157
Trainer	1,284	1,111	1,074	1,114	1,000	1,190	1,213	1,189	1,195	1,187
Total Active Duty	4,282	4,093	3,990	4,016	3,747	3,934	4,017	3,927	3,968	3,997
Type of Aircraft—ANG										
Bomber	0	0	0	0	0	0	0	0	0	0
Fighter/Attack	765	746	687	664	614	639	635	630	585	611
Special Ops Forces	4	4	4	4	4	4	4	4	4	4
ISR/BM/C3	29	28	45	45	80	80	87	86	88	91
Tanker	260	235	215	182	179	189	189	187	185	184
Transport	245	258	244	241	240	242	232	223	207	207
Helicopter	18	18	18	17	17	17	17	17	17	17
Total ANG	1,321	1,289	1,213	1,153	1,134	1,171	1,164	1,147	1,086	1,114
Type of Aircraft—AFRC										
Bomber	9	9	9	9	9	18	18	18	18	18
Fighter/Attack	120	104	103	108	97	100	101	95	104	111
Special Ops Forces	14	14	14	14	10	10	5	4	0	0
ISR/BM/C3	17	17	11	11	14	12	11	11	10	10
Tanker	89	85	69	69	69	72	72	71	68	68
Transport	146	152	149	149	149	152	148	147	145	139
Helicopter	15	15	15	15	15	15	15	15	15	15
Total AFRC	410	396	370	375	363	379	370	361	360	361
Total Force	6,013	5,778	5,573	5,544	5,244	5,484	5,551	5,435	5,414	5,472

ICBMs and Spacecraft in Service Over Time

(As of Sept. 30, 2015)

Type of System	FY06	FY07	FY08	FY09	FY10	FY11	FY12	FY13	FY14	FY15
Minuteman III	450	450	450	450	450	450	450	450	450	450
Peacekeeper	0	0	0	0	0	0	0	0	0	0
Total ICBMs	450	450	450	450	450	450	450	450	450	450
AEHF					1	1	2	2	3	3
ATRR							1	1	0	0
DMSP	4	6	6	6	6	6	4	4	6	6
DSCS	9	9	9	9	8	8	8	8	7	6
DSP (classified)										
GPS	30	30	30	30	36	34	30	31	38	41
Milstar	5	5	5	5	5	5	5	5	5	5
SBIRS (classified)				2	2	2	2	2	2	2
SBSS					1	1	1	1	1	1
WGS				2	3	3	3	4	6	7
Total Satellites	48	50	50	54	62	60	56	58	68	69

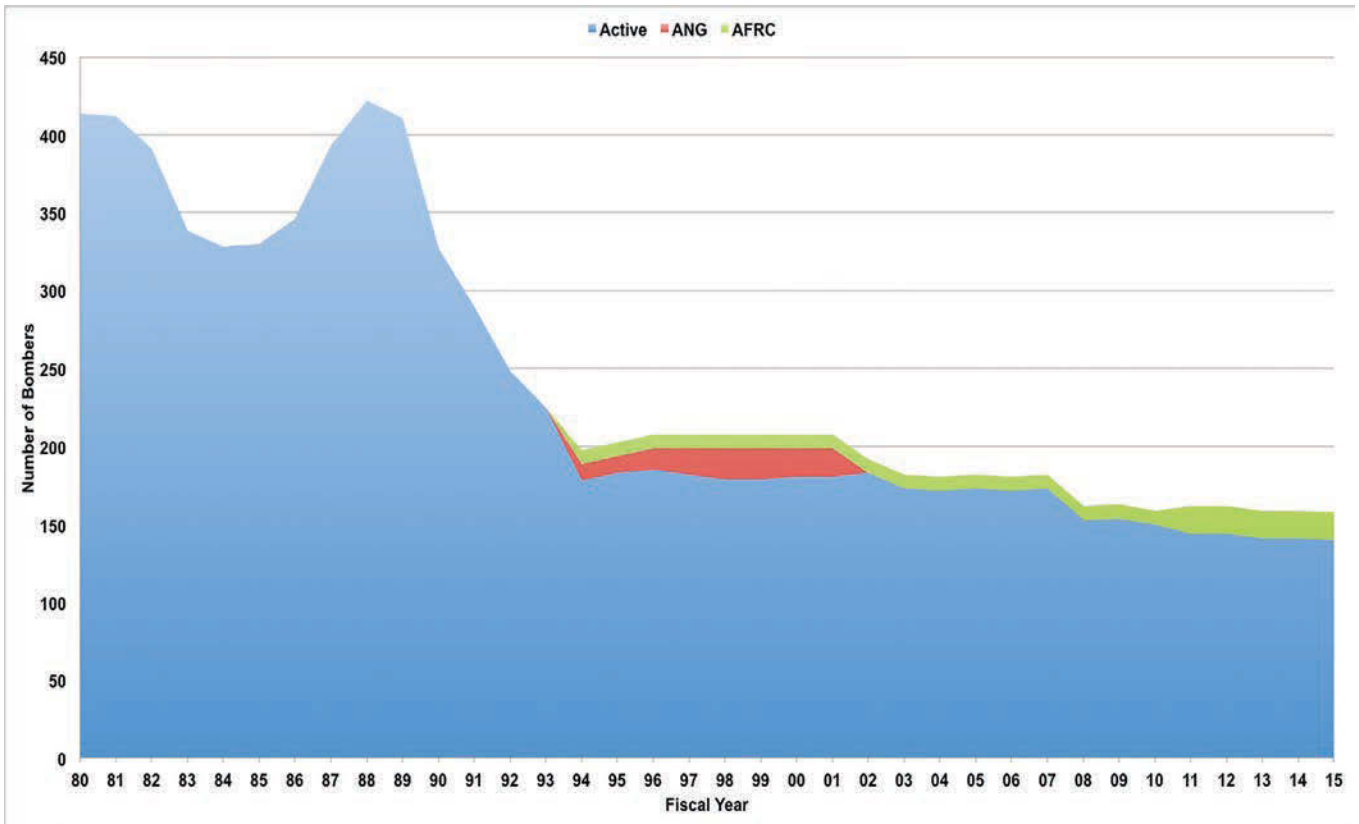
AEHF: Advanced Extremely High Frequency; ATRR: Advanced Technology Risk Reduction; DMSP: Defense Meteorological Satellite Program; DSCS: Defense Satellite Communications System; DSP: Defense Support Program; GPS: Global Positioning System; SBIRS: Space Based Infrared System; SBSS: Space Based Surveillance System; WGS: Wideband Global SATCOM.

Tactical Aircraft Flying Hours per Crew per Month

(As of Sept. 30, 2015)

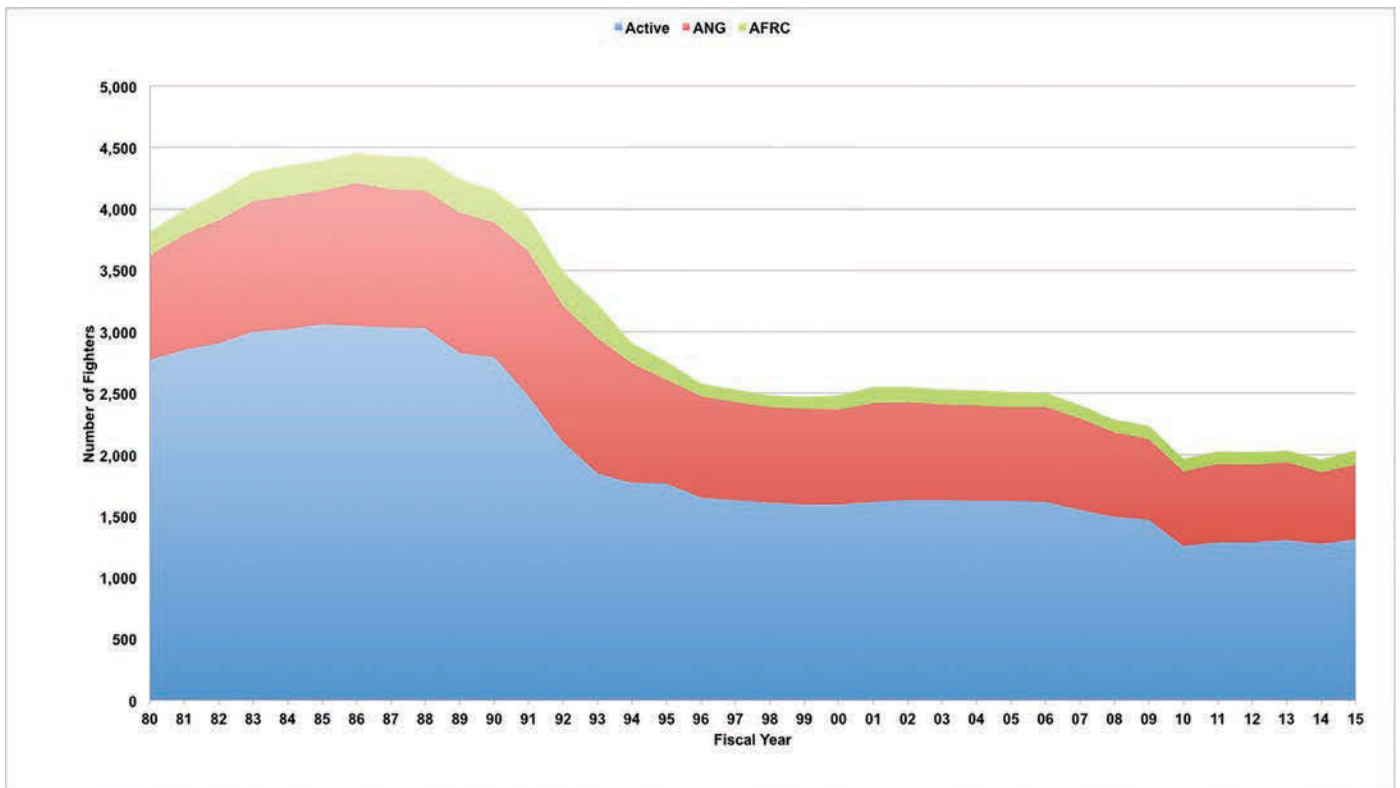
	FY06	FY07	FY08	FY09	FY10	FY11	FY12	FY13	FY14	FY15
Active Duty	16.0	15.9	14.4	17.0	19.4	17.7	13.5	14.8	13.2	13.2
ANG	10.6	10.0	9.0	9.0	8.5	7.8	7.1	9.6	9.3	10.9
AFRC	17.5	12.5	14.4	14.1	14.9	16.5	15.8	12.3	12.0	12.6

Bombers Over Time



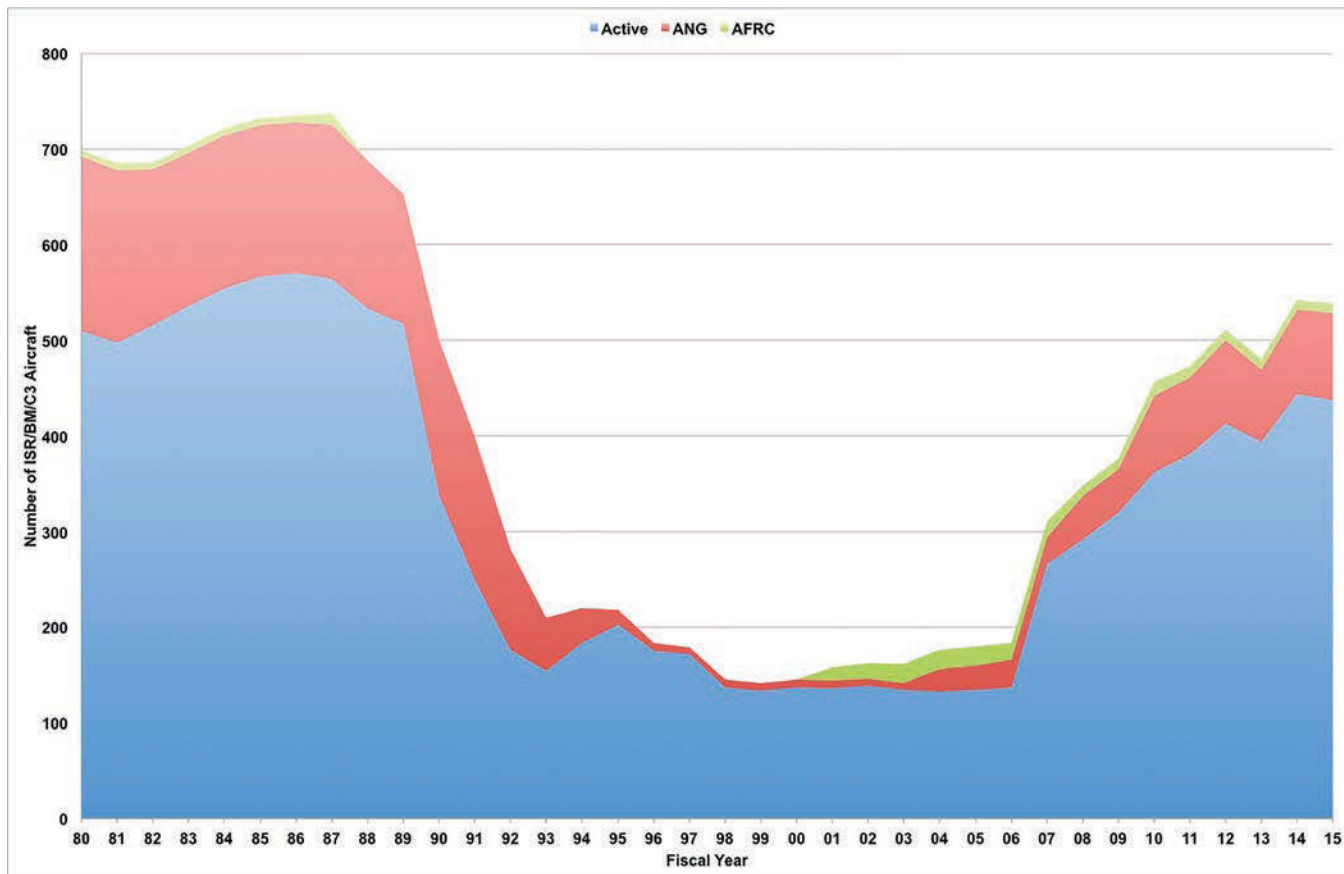
Source for historical data (1980-2000): "Arsenal of Airpower: USAF Aircraft Inventory, 1950-2009," Mitchell Institute Press, November 2010.

Fighters Over Time



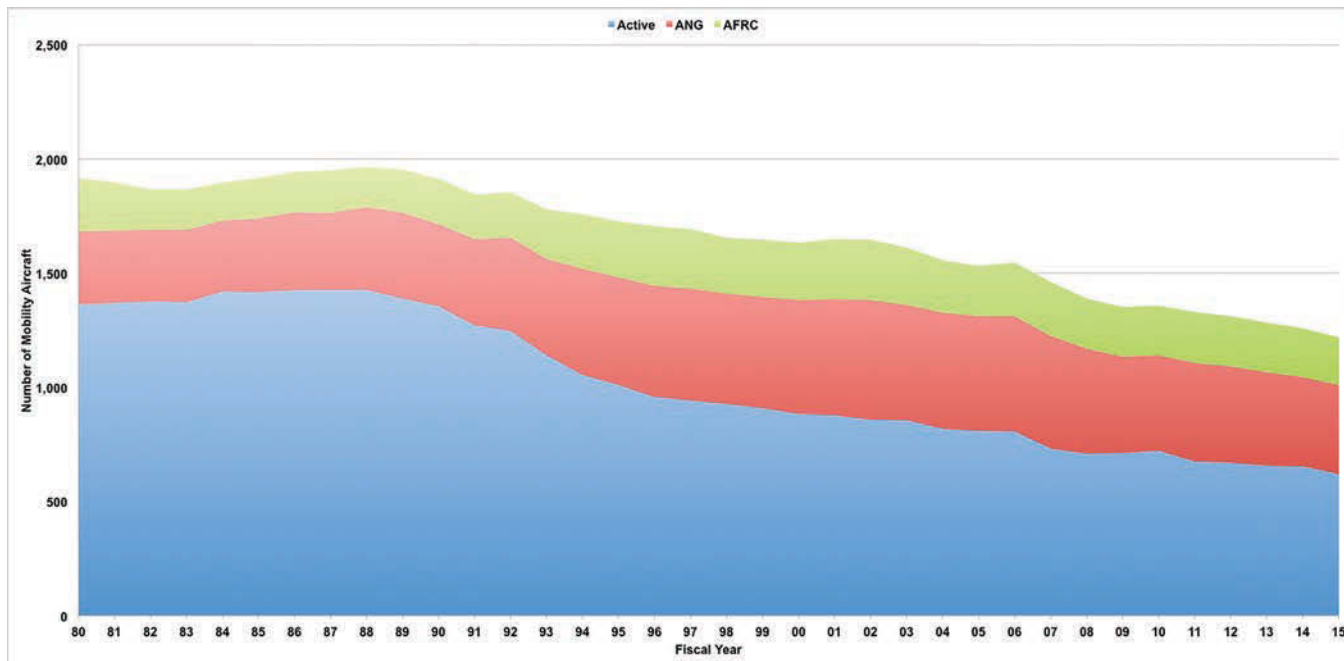
Source for historical data (1980-2000): "Arsenal of Airpower: USAF Aircraft Inventory, 1950-2009," Mitchell Institute Press, November 2010.

ISR/BM/C3 Aircraft Over Time



Source for historical data (1980-2000): "Arsenal of Airpower: USAF Aircraft Inventory, 1950-2009," Mitchell Institute Press, November 2010.


Mobility Aircraft Over Time



Source for historical data (1980-2000): "Arsenal of Airpower: USAF Aircraft Inventory, 1950-2009," Mitchell Institute Press, November 2010.

Total Force Aircraft Age

(As of Sept. 30, 2015)

	Total Force TAI	Average Age		Total Force TAI	Average Age
Bomber			Transport		
B-1B Lancer	62	27.7	C-5A Galaxy	7	43.1
B-2A Spirit	20	20.7	C-5B Galaxy	17	27.1
B-52H Stratofortress	76	53.4	C-5C Galaxy	1	44.8
Total	158	39.1	C-5M Super Galaxy	30	28.5
Fighter/Attack			C-12C Huron	16	38.7
A-10C Thunderbolt II	283	34.0	C-12D Huron	6	31.0
F-15C Eagle	234	31.0	C-12F Huron	2	30.9
F-15D Eagle	34	31.5	C-12J Huron	4	27.3
F-15E Strike Eagle	275	22.0	C-17A Globemaster III	222	11.6
F-16C Fighting Falcon	805	24.3	C-20B Gulfstream	3	27.9
F-16D Fighting Falcon	156	24.9	C-20H Gulfstream	2	20.1
F-22A Raptor	187	7.5	C-21A Learjet	27	30.0
F-35A Lightning II	60	1.6	C-32A Air Force Two	4	16.6
Total	2,034	24.0	C-32B Air Force Two	2	11.8
Special Operations Forces			C-37A Gulfstream V	9	14.3
AC-130H Spectre	2	45.3	C-37B Gulfstream V	3	5.2
AC-130J Ghosthunter	2	1.7	C-40B Clipper	4	11.2
AC-130U Spooky	17	24.2	C-40C Clipper	7	8.9
AC-130W Stinger II	12	25.9	C-130H Hercules	244	27.2
CV-22B Osprey	43	3.8	C-130J Hercules	105	6.9
MC-130H Combat Talon II	20	26.8	LC-130H Hercules	10	29.6
MC-130J Commando II	33	2.0	VC-25A Air Force One	2	24.5
MC-130P Combat Shadow	19	46.9	Total	727	19.5
Total	148	16.7	Helicopter		
ISR/BM/C3			HH-60G Pave Hawk	96	24.8
E-3B Sentry (AWACS)	19	36.9	HH-60U Pave Hawk	3	3.9
E-3C Sentry (AWACS)	4	32.3	TH-1H Iroquois	28	34.1
E-3G Sentry (AWACS)	5	34.2	UH-1N Iroquois	62	42.3
E-4B National Airborne Operations Center	4	40.9	Total	189	31.6
TE-8A JSTARS	1	24.3	Trainer		
E-8C JSTARS	16	14.3	T-1A Jayhawk	178	20.5
E-9A Widget	2	22.5	T-6A Texan II	445	9.5
E-11A Battlefield Airborne Comms Node	4	3.3	T-38A Talon	54	48.4
EC-130H Compass Call	14	41.9	AT-38B Talon	6	51.7
EC-130J Commando Solo	7	14.8	T-38C Talon	446	47.7
MC-12W Liberty	31	6.7	T-41D Mescalero	4	45.7
MQ-1B Predator	139	7.9	T-51A	3	9.7
MQ-9A Reaper	165	3.3	T-53A	24	3.2
NC-135W (test bed)	1	53.1	UV-18B Twin Otter	3	31.1
OC-135B Open Skies	2	53	Gliders	24	4.9
RC-26B Condor	11	20.9	Total	1,187	27.5
RC-135S Cobra Ball	3	53	Grand Total		
RC-135U Combat Sent	2	50.2	5,472	25.9	
RC-135V Rivet Joint	8	50.5	Note: Average age for category totals and grand total are weighted by quantity of aircraft.		
RC-135W Rivet Joint	11	52.4			
RQ-4B Global Hawk	33	4.1			
TC-130H (trainer)	1	49.5			
TC-135W (trainer)	3	52.8			
TU-2S (trainer)	5	31.0			
U-2S Dragon Lady	27	32.2			
WC-130H Hercules	8	49.3			
WC-130J Hercules (Hurricane Hunter)	10	14.0			
WC-135C Constant Phoenix	1	50.9			
WC-135W Constant Phoenix	1	53.0			
Total	538	14.2	A C-130 prepares for a low-altitude airdrop.		
Tanker					
HC-130J Combat King II	14	2.1			
HC-130N King	9	29.2			
HC-130P King	13	49.2			
KC-10A Extender	59	30.3			
KC-135R Stratotanker	340	53.5			
KC-135T Stratotanker	56	55.1			
Total	491	48.8			



Tail code MA: A Massachusetts ANG F-15 of the 104th Fighter Wing. See "On Guard in New England," p. 126.

USAF Aircraft Tail Codes

Code	Unit and Location	Code	Unit and Location
AC	177th FW (ANG), Atlantic City Arpt., N.J.	LF	56th FW (AETC), Luke AFB, Ariz.
AF	USAF Academy, Colo.	LI	106th RQW (ANG), F. S. Gabreski Arpt., N.Y.
AK	3rd Wing (PACAF), JB Elmendorf-Richardson, Alaska 354th FW (PACAF), Eielson AFB, Alaska 176th Wing (ANG), JB Elmendorf-Richardson, Alaska	LN	48th FW (USAFE-AFAFRICA), RAF Lakenheath, UK
AL	187th FW (ANG), Montgomery Regional Arpt., Ala.	MA	104th FW (ANG), Barnes Arpt., Mass.
AP	12th FTW (AETC), NAS Pensacola, Fla.	MD	175th Wing (ANG), Martin State Arpt., Md.
AV	31st FW (USAFE-AFAFRICA), Aviano AB, Italy	MI	127th Wing (ANG), Selfridge ANGB, Mich.
AZ	162nd Wing (ANG), Tucson Arpt., Ariz.	MM	341st MW (AFGSC), Malmstrom AFB, Mont.
BB	9th RW (ACC), Beale AFB, Calif. Det. 2, 53rd Wing (ACC), Beale AFB, Calif.	MN	133rd AW (ANG), Minn.-St. Paul Arpt./ARS 148th FW (ANG), Duluth Arpt., Minn.
BD	307th BW (AFRC), Barksdale AFB, La.	MO	366th FW (ACC), Mountain Home AFB, Idaho
CA	129th RQW (ANG), Moffett Field, Calif. 144th FW (ANG), Fresno Yosemite Arpt., Calif. 163rd RW (ANG), March ARB, Calif.	MT	5th BW (AFGSC), Minot AFB, N.D. 91st MW (AFGSC), Minot AFB, N.D.
CB	14th FTW (AETC), Columbus AFB, Miss.	NY	174th ATKW (ANG), Hancock Fld., N.Y.
CH	432nd Wing (ACC), Creech AFB, Nev.	OF	55th Wing (ACC), Offutt AFB, Neb.
CO	140th Wing (ANG), Buckley AFB, Colo.	OH	179th AW (ANG), Mansfield Lahm Arpt., Ohio 180th FW (ANG), Toledo Express Arpt., Ohio
CT	103rd AW (ANG), Bradley Arpt., Conn.	OK	137th ARW (ANG), Will Rogers World Arpt., Okla. 138th FW (ANG), Tulsa Arpt., Okla. 552nd ACW (ACC), Tinker AFB, Okla.
D	100th ARW (USAFE-AFAFRICA), RAF Mildenhall, UK	OS	51st FW (PACAF), Osan AB, South Korea
DC	113th Wing (ANG), JB Andrews, Md.	OT	31st TES (ACC), Edwards AFB, Calif. 49th TES (ACC), Barksdale AFB, La. 53rd Wing (ACC), Eglin AFB, Fla. 88th TES (ACC), Nellis AFB, Nev. 337th TES (ACC), Dyess AFB, Texas 422nd TES (ACC), Nellis AFB, Nev. 556th TES (ACC), Creech AFB, Nev. Det. 4, 53rd Wing (ACC), Creech AFB, Nev.
DM	355th FW (ACC), Davis-Monthan AFB, Ariz.	RA	12th FTW (AETC), JBSA-Randolph AFB, Texas
DR	943rd RQG (AFRC), Davis-Monthan AFB, Ariz.	RS	86th AW (USAFE-AFAFRICA), Ramstein AB, Germany
DY	7th BW (AFGSC), Dyess AFB, Texas	SA	149th FW (ANG), JBSA-Lackland AFB, Texas
ED	412th TW (AFMC), Edwards AFB, Calif.	SC	169th FW (ANG), McEntire JNGB, S.C.
EG	33rd FW (AETC), Eglin AFB, Fla.	SD	114th FW (ANG), Joe Foss Fld., S.D.
EL	28th BW (AFGSC), Ellsworth AFB, S.D.	SJ	4th FW (ACC), Seymour Johnson AFB, N.C.
EN	80th FTW (AETC), Sheppard AFB, Texas	SP	52nd FW (USAFE-AFAFRICA), Spangdahlem AB, Germany
ET	96th TW (AFMC), Eglin AFB, Fla.	SW	20th FW (ACC), Shaw AFB, S.C.
FC	336th TRG (AETC), Fairchild AFB, Wash.	TD	53rd WEG (ACC), Tyndall AFB, Fla.
FE	90th MW (AFGSC), F. E. Warren AFB, Wyo.	TX	147th RW (ANG), Ellington Fld., Texas 301st FW (AFRC), NAS JRB Fort Worth, Texas
FF	1st FW (ACC), JB Langley-Eustis, Va. 192nd FW (ANG), JB Langley-Eustis, Va.	TY	325th FW (ACC), Tyndall AFB, Fla.
FL	920th RQW (AFRC), Patrick AFB, Fla.	VN	71st FTW (AETC), Vance AFB, Okla.
FM	482nd FW (AFRC), Homestead ARB, Fla.	WA	57th Wing (ACC), Nellis AFB, Nev.
FS	188th Wing (ANG), Fort Smith Arpt., Ark.	WI	115th FW (ANG), Truax Fld., Wis.
FT	23rd Wing (AFGSC), Moody AFB, Ga.	WM	72nd TES (ACC), Whiteman AFB, Mo. 509th BW (AFGSC), Whiteman AFB, Mo.
GA	116th ACW (ANG), Robins AFB, Ga. 165th AW (ANG), Savannah Hilton Head Arpt., Ga.	WP	8th FW (PACAF), Kunsan AB, South Korea
HD	Det. 1, 53rd Wing (ACC), Holloman AFB, N.M.	WV	130th AW (ANG), Yeager Arpt., W.Va.
HH	15th Wing (PACAF), JB Pearl Harbor-Hickam, Hawaii 154th Wing (ANG), JB Pearl Harbor-Hickam, Hawaii	WW	35th FW (PACAF), Misawa AB, Japan
HL	388th FW (ACC), Hill AFB, Utah 419th FW (AFRC), Hill AFB, Utah	XL	47th FTW (AETC), Laughlin AFB, Texas
HO	49th Wing (ACC), Holloman AFB, N.M.	YJ	374th AW (PACAF), Yokota AB, Japan
IA	132nd Wing (ANG), Des Moines Arpt., Iowa	ZZ	18th Wing (PACAF), Kadena AB, Japan
ID	124th FW (ANG), Boise Air Terminal, Idaho		
IN	122nd FW (ANG), Fort Wayne, Ind.		
JZ	159th FW (ANG), NAS JRB New Orleans		
KC	442nd FW (AFRC), Whiteman AFB, Mo.		
LA	2nd BW (AFGSC), Barksdale AFB, La.		



ARE YOU GETTING THE MOST OUT OF YOUR MEMBERSHIP?

INSURANCE

- Multi-Benefit Accident Insurance
- Level Term Life Insurance
- Decreasing Term Life Insurance
- Senior Whole Life Insurance
- Long Term Care Insurance
- Auto & Home Insurance
- Dental Insurance
- Vision Insurance
- TRICARE Supplements
- Medicare Supplements
- Hospital Indemnity Insurance
- Cancer Care Insurance
- Hospital Income & Short Term Recovery Insurance
- Pet Insurance
1-800-291-8480 or www.afainsure.com

FINANCIAL

- AFA USAA Rewards™ Credit Cards
- USAA Bank
- USAA Financial Advice, Planning & Investments
1-877-618-2473 or www.usaa.com/afa
- LifeLock®
1-800-LifeLock or www.LifeLock.com
Use code AFA1 for 30 days free and 15% off

LEGAL

- Hyatt Group Legal Services
Open enrollment each Nov/Dec
800-291-8480 or
<https://info.legalplans.com>
Use code 853-0010

HEALTH

- Dental Benefits Max
1-866-481-6289 or
www.benefitservices.com/afa
to try this plan free for 30 days
- Prescription Discounts
1-877-321-6755 or
www.dprxc.com/AFA
for your free RX discount card

- Medical Air Services Program
1-800-423-3226 or
www.masaassist.com/afa

- Hearing Benefits
1-888-809-7786 or
www.americanhearingbenefits.com/partners/afa
for a free consultation

- Coast-to-Coast Vision Plan
1-888-632-5353 or
www.afavisionplan.com
Use Code EYECARE for 20% off
and 3 months Free

- AFA DentalPlans.com
1-888-606-8401 or
www.afaDentalPlans.com
Use code AFA20 for 20% off
and 3 months Free

- LifeLine Screening,
The Power of Prevention
1-800-908-9121 or
www.LifeLineScreening.com/AFA
Use code BBPA-001 for discounts

- Brain Training
www.mybrainsolutions.com/afa
for brain training games

SHOPPING

- Office Depot/Office Max Discounts
www.officediscounts.org/afa.html

- Promotive.com
Discounts on Top Brands
888-814-4764
www.promotive.com/afa

- GOVX
1-888-468-5511 or
www.GovX.com/AFA for
20-50% off apparel and sporting gear

- AFA Hangar Store
Items with AFA, AFM, Wounded Airman
Program, and Cyberpatriot logos
1-800-727-3337 for a catalog or
www.afa.org/store

- Apple Member Purchase Program
1-877-377-6362 or store.apple.com/us/gol
applestore.com/airforce

- Dell's Member Purchase Program
1-800-293-3492 or www.dell.com/afa
Use ID DS 126348550

- AFA Christmas and Holiday Cards
(Sept-Dec)
859-682-4016 or
www.afa.wallstreetgreetings.com

CAREER/EDUCATION

- Résumé Assistance
1-800-727-3337 or
www.afa.org/resume
- eKnowledge™ SAT/ACT Discounts
www.eKnowledge.com/AFA or
1-951-256-4076 Reference AFA

TRAVEL

- Exclusive Worldwide Hotel
Discount Program
1-800-892-2136 or
www.afa.org/hotels
Enter afa (lower case) for both login and
password.

- Veterans Holidays®
Vacation resorts for \$349/week
1-877-772-2322 or
www.veteransholidays.com/afa
Choose Air Force Association from
"Installations" list.

- Government Vacation Rewards
1-866-691-5109 mention
AFA Membership or
www.govvacationrewards.com/afa

- Car & Truck Rental Discounts
AVIS: 1-800-698-5685 Reference
D453800 or www.avis.com/afa
Budget: 1-800-455-2848 Reference
BCD X201400 or www.budget.com/afa
Budget Truck: 1-800-566-8422
Reference 56000083928 or
www.budgettruck.com/airforce.aspx

- Wyndham Hotel Group Discounts
www.wyndhamhotelgroup.com/?corporate_id=1000007607 or 1-877-670-7088
(provide ID # 1000007607)

- zipcar
www.zipcar.com/partners/afa
1-866-4ZIPCAR (866-494-7227)

USAF Grades and Insignia


Officer



Second Lieutenant
(O-1)




Brigadier General
(O-7)



First Lieutenant
(O-2)



Major General
(O-8)



Captain
(O-3)



Lieutenant General
(O-9)



Major
(O-4)



General
(O-10)



Lieutenant Colonel
(O-5)



Colonel
(O-6)

Enlisted

Airman Basic
(E-1)
No insignia



Airman
(E-2)



Airman First Class
(E-3)



Senior Airman
(E-4)



Staff Sergeant
(E-5)



Technical Sergeant
(E-6)



Master Sergeant
(E-7)



Senior Master Sergeant
(E-8)



Chief Master Sergeant
(E-9)



Chief Master Sergeant of
the Air Force



First Sergeant
The diamond device, shown here on senior master sergeant stripes, denotes an E-7 through E-9 who advises and assists a squadron commander in managing unit activities.



Command Chief Master Sergeant
The star device shown here denotes an E-9 who serves in a 9E000 position, formerly known as a senior enlisted advisor.

Awards and Decorations

Shown in order of precedence.



Medal of Honor (AF)




Air Force Cross



Defense Distinguished Service Medal



Distinguished Service Medal (AF)



Silver Star



Defense Superior Service Medal



Legion of Merit



Distinguished Flying Cross



Airman's Medal



Bronze Star Medal



Purple Heart



Defense Meritorious Service Medal



Meritorious Service Medal (AF)



Air Medal



Aerial Achievement Medal



Joint Service Commendation Medal



Air Force Commendation Medal



Joint Service Achievement Medal



Air Force Achievement Medal



Air Force Combat Action Medal



Presidential Unit Citation (AF)



Joint Meritorious Unit Award




Gallant Unit Citation



Air Force Meritorious Unit Award



Air Force Outstanding Unit Award



Air Force Organizational Excellence Award



Prisoner of War Medal



Combat Readiness Medal



Air Force Good Conduct Medal



Good Conduct Medal



Air Reserve Forces Meritorious Service Medal



Outstanding Airman of the Year Ribbon



Air Force Recognition Ribbon



American Defense Service Medal



American Campaign Medal



Asiatic-Pacific Campaign Medal



European-African-Middle Eastern Campaign Medal



World War II Victory Medal



Army of Occupation Medal



Medal for Humane Action



National Defense Service Medal



Korean Service Medal




Antarctica Service Medal



Armed Forces Expeditionary Medal



Vietnam Service Medal



Southwest Asia Service Medal



Kosovo Campaign Medal



Afghanistan Campaign Medal



Iraq Campaign Medal



Inherent Resolve Campaign Medal



Global War on Terrorism Expeditionary Medal




Global War on Terrorism Service Medal



Korean Defense Service Medal



Armed Forces Service Medal



Humanitarian Service Medal



Military Outstanding Volunteer Service Medal



Air & Space Campaign Medal



Nuclear Deterrence Operations Service Medal



Air Force Overseas Ribbon-Short



Air Force Overseas Ribbon-Long



Air Force Expeditionary Service Ribbon



Air Force Longevity Service Award Ribbon



USAF Basic Military Training Instructor Ribbon



Air Force Recruiter Ribbon



Armed Forces Reserve Medal



USAF NCO PME Graduate Ribbon



USAF Basic Military Training Honor Graduate Ribbon



Small Arms Expert Marksmanship Ribbon



Air Force Training Ribbon



Philippine Defense Ribbon

Awards and Decorations, Continued



Philippine Liberation Ribbon



Philippine Independence Ribbon



Philippine Presidential Unit Citation



ROK Presidential Unit Citation



RVN Gallantry Cross with Palm



United Nations Service Medal



United Nations Medal



NATO Meritorious Service Medal



NATO Medal for Yugoslavia



NATO Medal for Kosovo



Article 5 NATO Medal-Eagle Assist



Article 5 NATO Medal-Active Endeavor



Non-Article 5 NATO Medal-Balkans



Non-Article 5 NATO Medal-ISAF



Republic of Vietnam Campaign Medal



Kuwait Liberation Medal, Kingdom of Saudi Arabia



Kuwait Liberation Medal, Government of Kuwait



Republic of Korea Korean War Service Medal

Devices



Bronze Star

For number of campaigns or operations, multiple qualifications, or an additional award of an authorized ribbon.



Silver and Bronze Stars

When worn together on a single ribbon, silver stars are worn to wearer's right of a bronze star.



Mobility Device

Worn with the Armed Forces Reserve Medal to denote Active Duty status for at least one day during a contingency; here with number of mobilizations.



A Device

Worn on Overseas Ribbon-Short for service north of Arctic Circle; one per ribbon; worn to the wearer's right of OLCs.



Silver Star

One silver star is worn in lieu of five bronze service stars.



Silver and Bronze OLCs

Silver OLCs are worn to the wearer's right of the bronze OLCs on the same ribbon.



Hourglass Device

Issued for the Armed Forces Reserve Medal for 90 consecutive days in direct support of the Berlin Airlift, June 26, 1948, to Sept. 30, 1949.



Arrowhead Device

Shows participation in assigned tactical combat parachute, glider, or amphibious assault landing; worn on campaign medals, Korean Service Medal, and Armed Forces and GWOT Expeditionary medals.



Silver Oak Leaf Cluster

For sixth, 11th, etc., entitlements or in lieu of five bronze OLCs.



Valor Device

For valor; not an additional award; only one per ribbon; worn to the wearer's right of OLCs on the same ribbon.



Plane Device

Worn on Army of Occupation Medal for 90 consecutive days in direct support of the Berlin Airlift, June 26, 1948, to Sept. 30, 1949.



"Wintered Over" Device

Worn on Antarctica Service Medal to denote staying on the Antarctic continent over the winter—bronze for one; gold, two; silver, three.

USAF Specialty Berets

Airmen in seven USAF specialties are authorized to wear a colored beret along with the insignia of that particular field.



Combat Controller/Special Tactics Officer



Pararescue/Combat Rescue Officer



Security Forces



Survival, Evasion, Resistance, and Escape



Tactical Air Command and Control
(Tactical Air Control Party crest)



Air Liaison Officer
(TACP flash and rank)



Weather Parachutist